









# Preparing for your Parish Dialogue Sessions

-  **1** Schedule your facilitator and note-taker trainings.
-  **2** Provide the manual to all facilitators and note-takers. Remind them to meet after the parish sessions to review the content.
-  **3** All notes must be submitted to synod coordinators within 48 hours of the parish session.
-  **4** Review the Script with your Pastor and arrange all pending logistics prior to your dialogue sessions.
-  **5** Secure sufficient talking pieces, candles, matches, tissues for each small group.
-  **6** Enlist a cantor and musician or cue the hymn to be played at the opening session (s).
-  **7** The Southern Cross would like to take some photos before the dialogue sessions begin to accompany the ongoing synod story. If you would like to arrange for coverage, please email us at [synod@sdccatholic.org](mailto:synod@sdccatholic.org)
-  **8** All notes and parish/school reports are due by November 22. These should be scanned and emailed to [synod@sdccatholic.org](mailto:synod@sdccatholic.org)